

Little Learners & Power Tools



Gail Lovely

GailLovely@SuddenlyItClicks.com

[@glovely](https://www.instagram.com/glovely)

[Suddenlyitclicks.com](https://www.suddenlyitclicks.com)





**Note: Slides edited
for use after the
conference.**



Welcome!




Please add yourself to this map

<https://padlet.com/glovely/ISTE22Map>



<https://padlet.com/glovely/ISTE22Map>



When the link opens, touch/click on  and then type in your location, when the location window opens you can choose your text, the color of your pin and choose "Publish"





“Learning
is rarely
done in a
vacuum...”





IMAGE PARADE

This activity included items available during the session... a collection of 3 cards from the Ouisi Nature Collection. (See alternative image with items in your backpack, purse, desk drawer...)

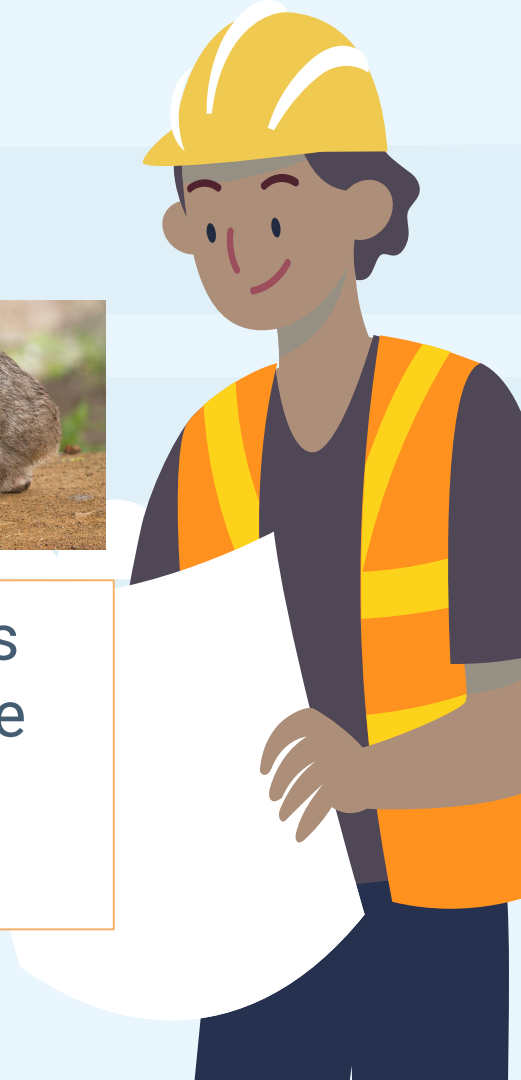




Look at your “image parade”.
Take a picture of your parade.






Decide how the second image is like the first image. THEN decide how the third image is like the second image.





Scan the QR Code or go to

<https://padlet.com/glovely/natureparade>



Add a picture of your parade and the description of how the second image is like the first and the third is like the second image.

<https://padlet.com/glovely/natureparade>

Why Share?

Why work together?

Why use technology?

Why this tool?

What kind of thinking
did you need to do?

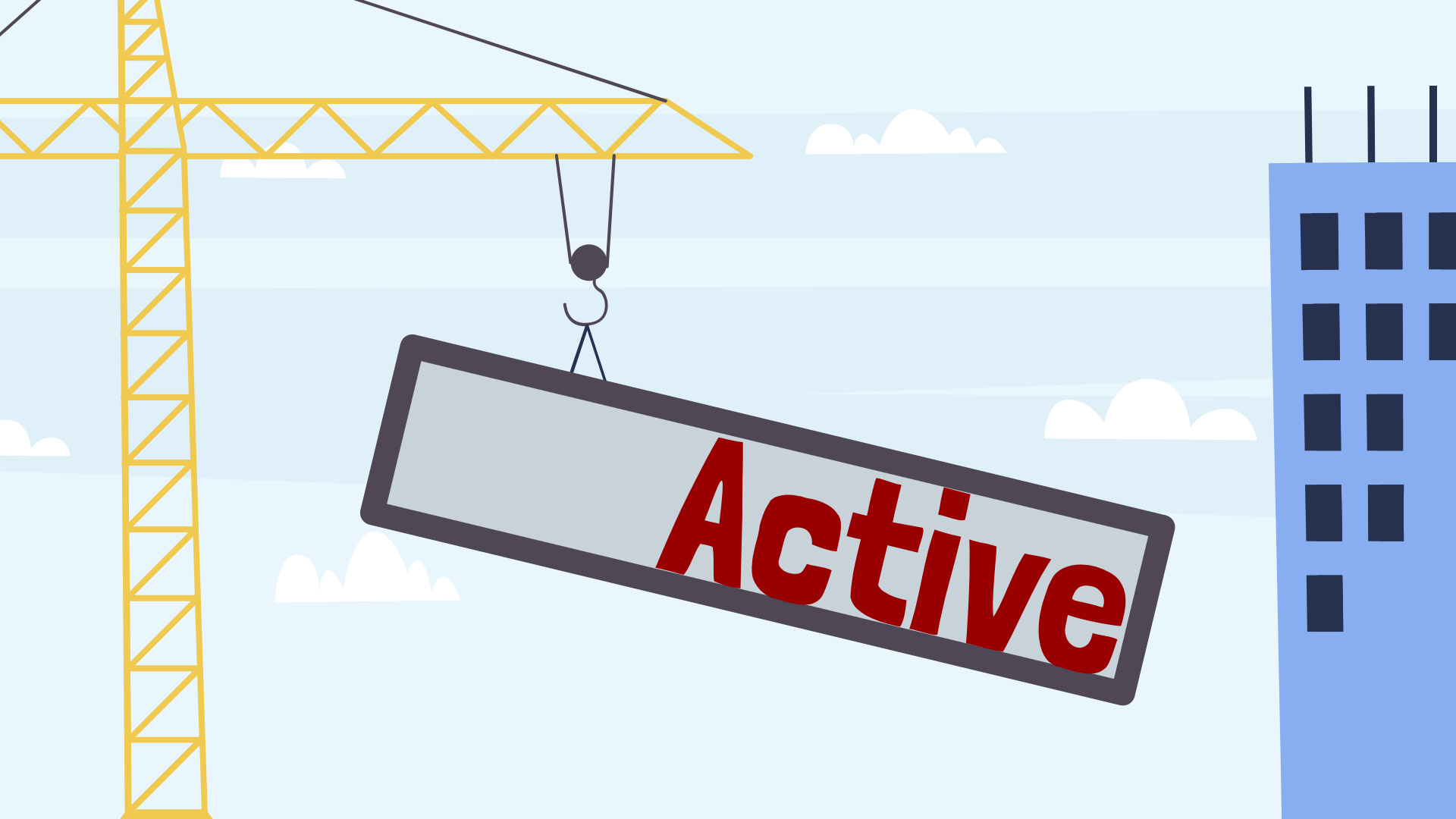


A stylized illustration of a construction site. On the left, a yellow crane's lattice tower and horizontal jib are visible. A small black stick figure is suspended from the jib by two lines, holding a hook that supports a large, tilted rectangular sign. The sign has a grey background and a dark border, with the text "This session:" written in bold red letters. To the right, a blue building with several dark square windows is partially shown. The background consists of light blue horizontal bands representing the sky, with a few white clouds scattered across it.

This session:



Practical



Active



Collaborative



So Class Activities will be:

A stylized illustration of a yellow construction crane on the left. A stick figure is suspended from the crane's horizontal beam by a hook. Three rectangular signs with dark borders and light backgrounds are hanging from the stick figure. The background features a light blue sky with white clouds and a tall orange building with dark blue windows on the right.

meaningful

productive

not chaotic

The "Plan"



Introduction

Of concepts, Idea(s), Tool(s)



Exploration

Of concepts, Idea(s), Tool(s)



Application

Make, or begin making,
something(s) you could use





Good tools...



Are Easy-to-Use

Time to learn to use
< using it



Have many uses

Useful for many tasks,
purposes, uses



Persist and Grow

Can be used over and
over without degraded
value



**The Tool is only ONE
part...**

Making it Work

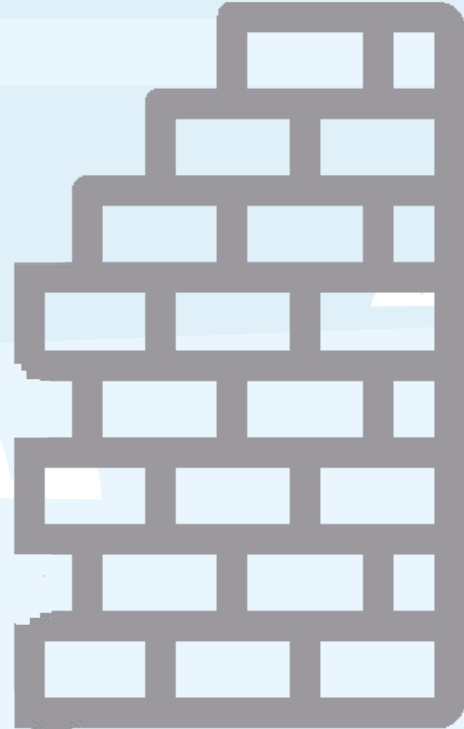


Requires more than a good tool or idea...

Clear Goals


Goals

Not “just” a tool to explore, a defined goal has an end, timing, a purpose and a planned audience...



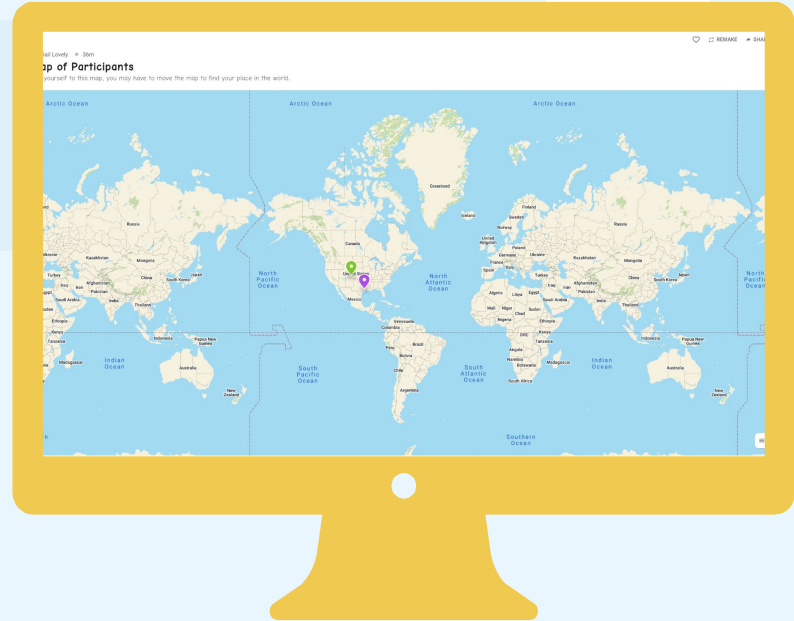
Scaffolding for greater success!

As we explore a few tools and examples watch for scaffolding in each example/tool...



Padlet

<https://padlet.com/glovely/ISTE22Map>



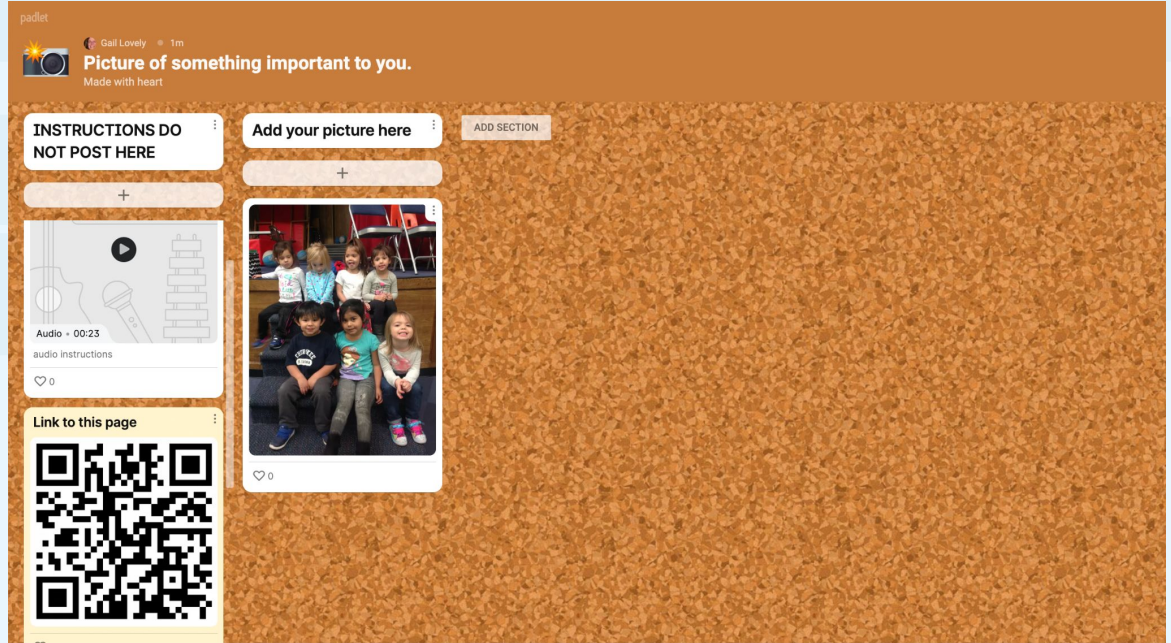
Padlet.com

Free for up to 3 padlets
School and teacher licensing for a fee.

Padlet



<https://padlet.com/glovely/important>



Simple, yet powerful

Padlet



<https://padlet.com/glovely/padlets>

padlet


Gail Lovely • 1m

A Padlet of Padlets

some examples/inspiration

REMAKE SHARE


Sharing Hypothesis



Padlet - gail lovely

What is this animal - why do you think this?


Sorting tool



Padlet - gail lovely

What do we do when it is time for lunch (in class with 3-7 year olds)?


Book Talks



Padlet - gail lovely

Book Talks


Even little children can share their own book talks on a Padlet... this will encourage others to read books too.



Padlet - gail lovely

Picture of something important to you.

Professional Development - Sharing Out




Padlet - gail lovely

Professional Dev. STEM/STEAM Day

This is a padlet of two padlets... during PD groups built structures, there were two tasks - one to build the highest structure and one to record the kinds of words which were used.


Student-made Resource - Word Wall



Padlet - gail lovely

Padlet as a Word Wall

Make Scavenger/Treasure Hunts



Padlet - gail lovely

Going on a Treasure Hunt

+

Padlet



<https://padlet.com/glovely/colorfulworld>

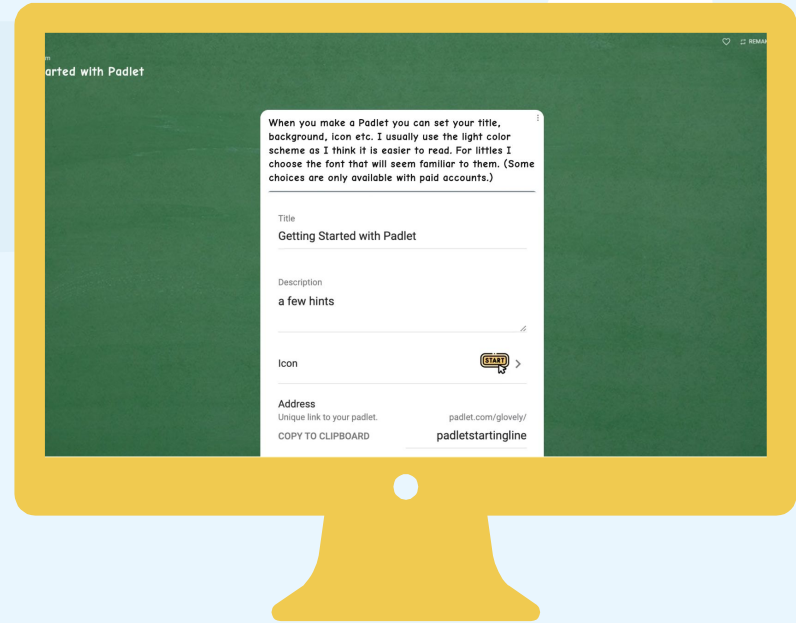
A screenshot of a Padlet board titled "A World of Colors" by user "Gail Lovely". The board features a vibrant, multi-colored background with a central yellow and orange abstract shape. It is organized into a grid of color categories, each with a representative image and a small text box. The categories include: Greys and Grays (beach scene), Blues (beach scene), Reds (red rose), Whites (white dog), Yellows (yellow flowers), Browns (brown dog), Blacks (black shoes), Oranges (orange flower), Pinks (pink fabric), Greens (green leaves), and Purples (purple flowers). Each category has a small heart icon and a count of likes. The top of the board shows the Padlet logo, the user's name, and the board title. A red bar at the top contains navigation icons for REMAKE, SHARE, and a settings menu.

Building a shared resource

Padlet



[https://padlet.com/glovely/
padletstartingline](https://padlet.com/glovely/padletstartingline)



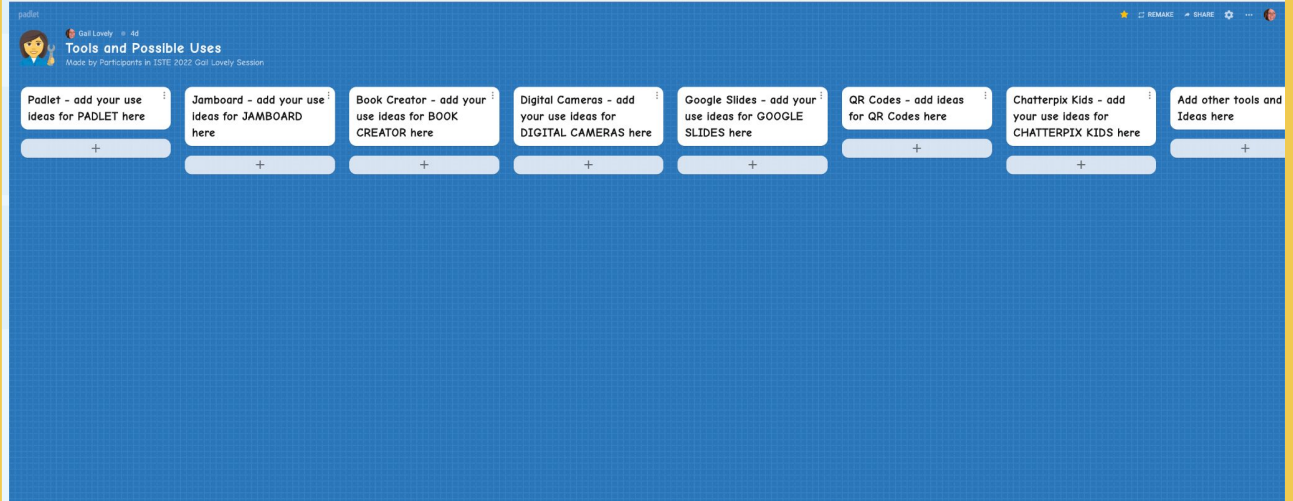
Padlet.com

Free for up to 3 padlets
School and teacher licensing for a fee.

Padlet



<https://padlet.com/glovely/tooluses>



Shared Learning (add your ideas and thoughts on this padlet throughout the session and after.)

Google Slides

“Endless” possibilities



<https://bit.ly/booktemplatecopy>



Some houses are in citys.



Google Slides

Google Slides



<https://bit.ly/choicesslide>



Google Slides


(many of these examples can also be made in Powerpoint...)

Google Slides

Magnetic Letters,
Poetry, Stories

Example from Kasey Bell

<https://shakeuplearning.com/blog/winter-magnetic-poetry-with-google-slides/>



Google Slides

(many of these examples can also be made in
Powerpoint...)

Google Slides

“Endless” possibilities



Student Art
Gallery

Theme Work

Journals

Class News

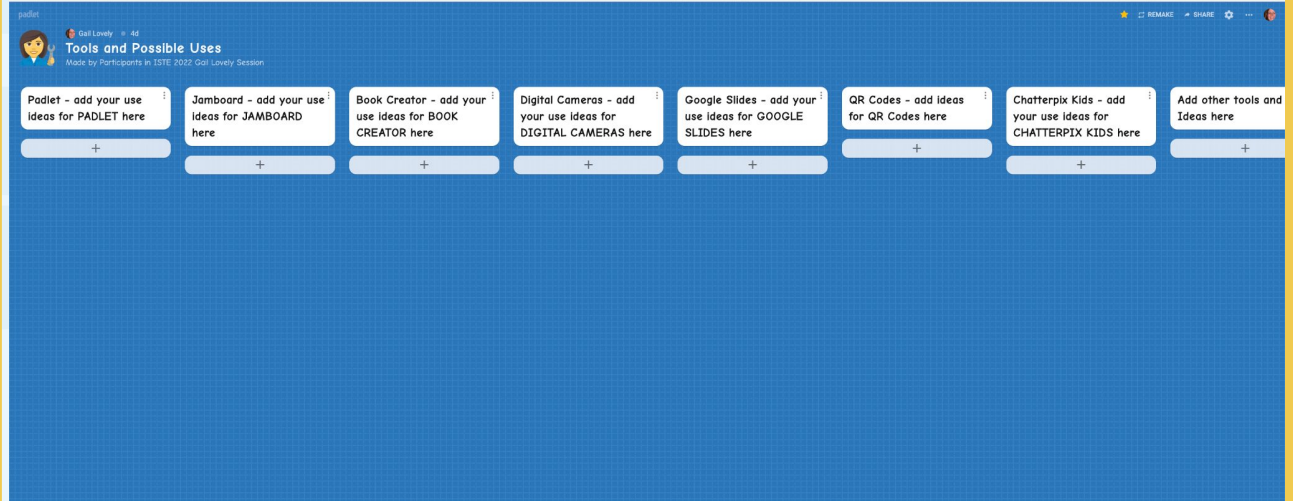
Webpages...

Google Slides

Padlet



<https://padlet.com/glovely/tooluses>

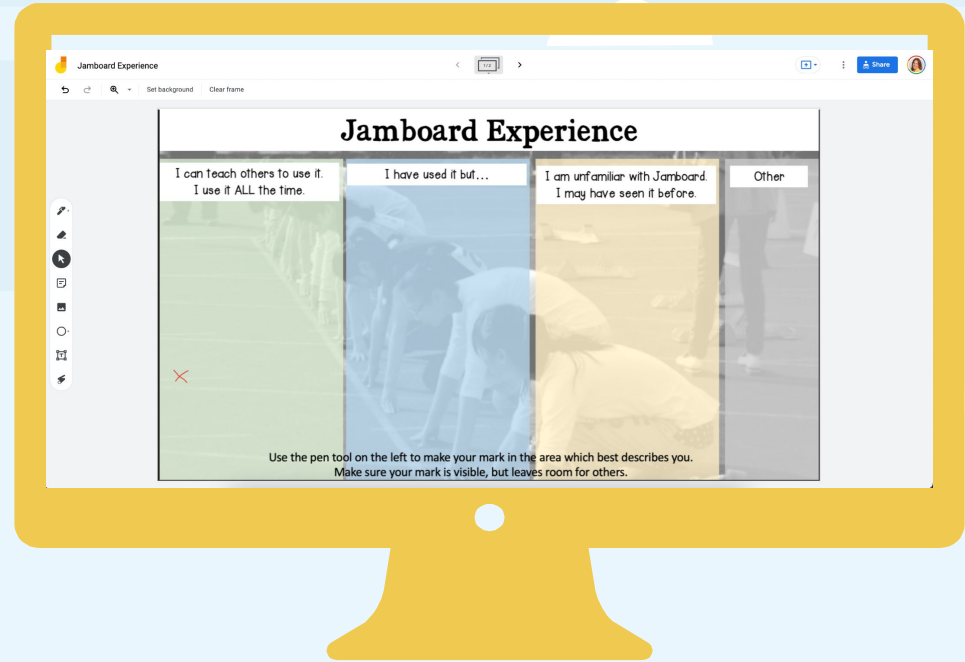


Shared Learning (add your ideas and thoughts on this padlet throughout the session and after.)

Jamboard



<https://bit.ly/jamboardinfo>

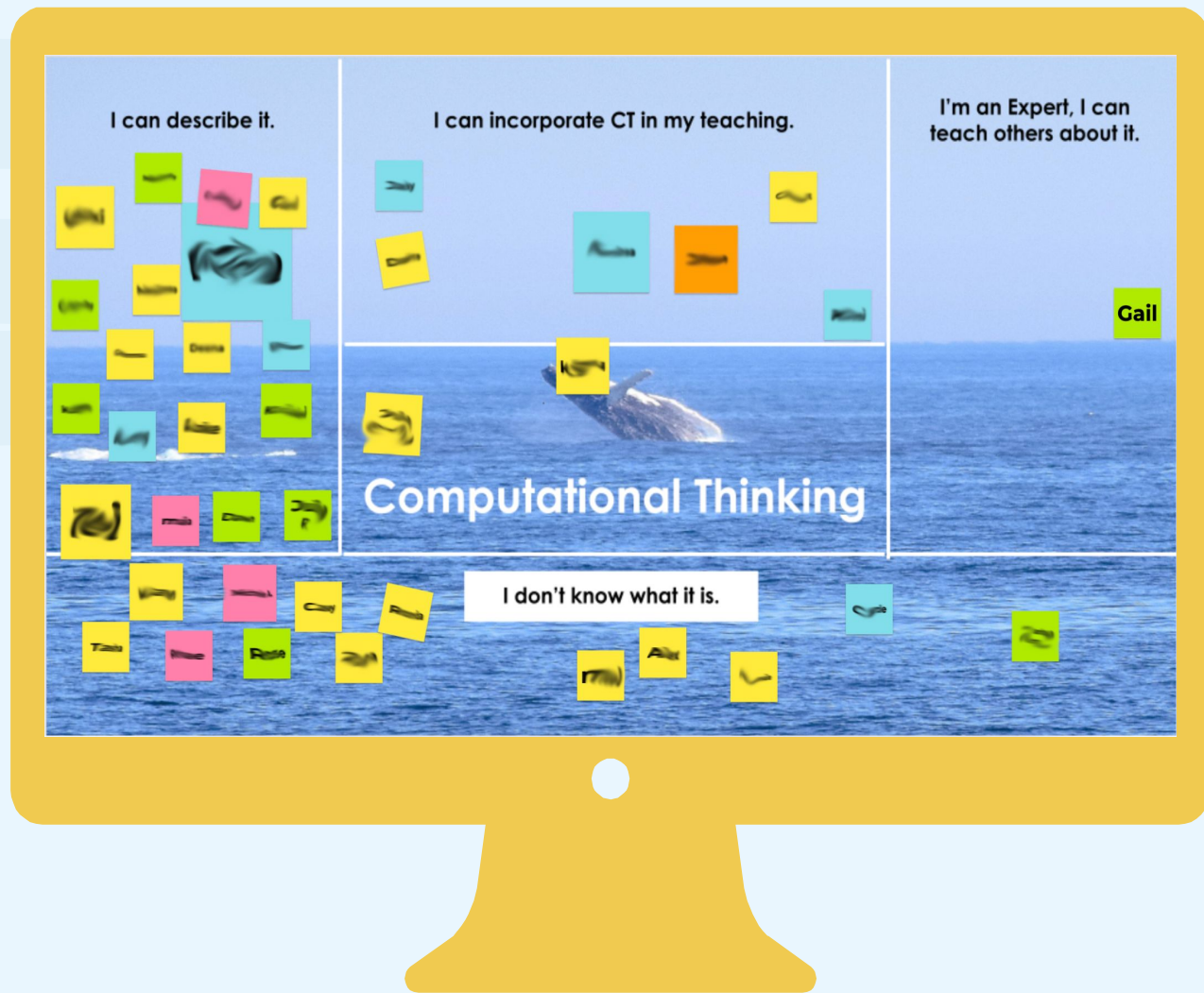


Jamboard.google.com

Free - Google Tool

Jamboard

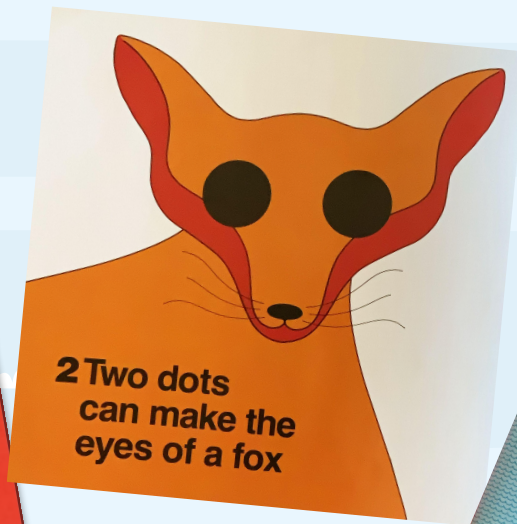

Self-assessment
tool for PD



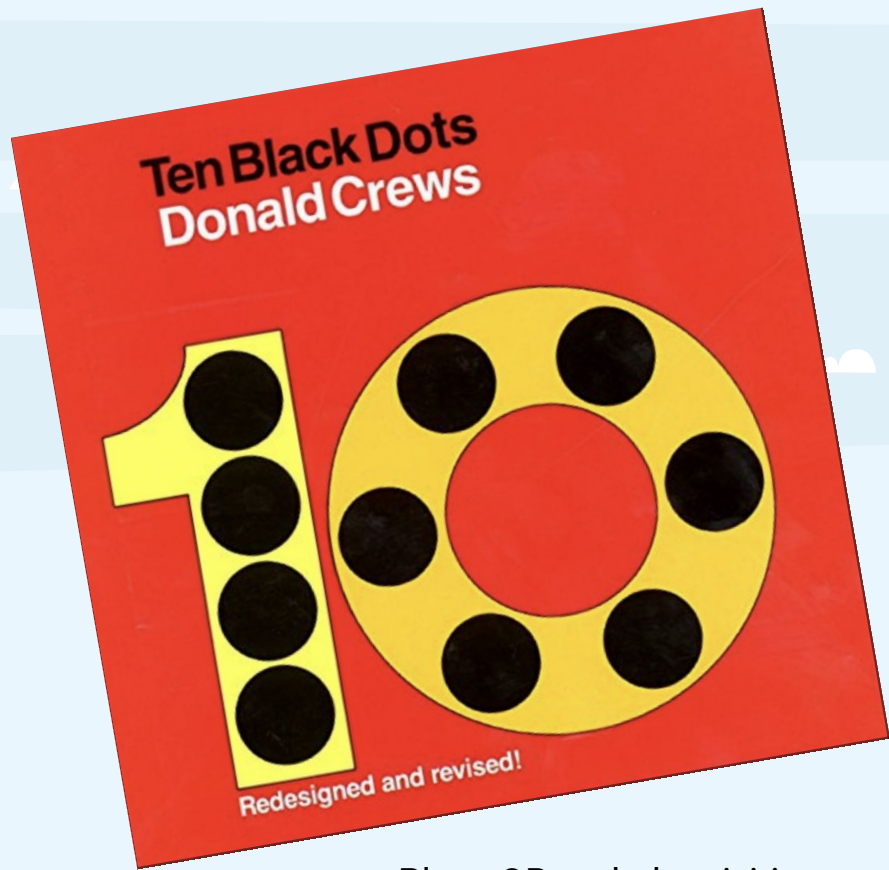
Jamboard

Self-assessment
tool for little
learners too.





A literature-based creativity activity based on the book "Ten Black Dots"



Place QR-coded activities on cards in library pockets in books for independent exploration.

Audio of instructions

After you read this book, you can create your own pictures with black dots.





Scan and Go

Link to activity.


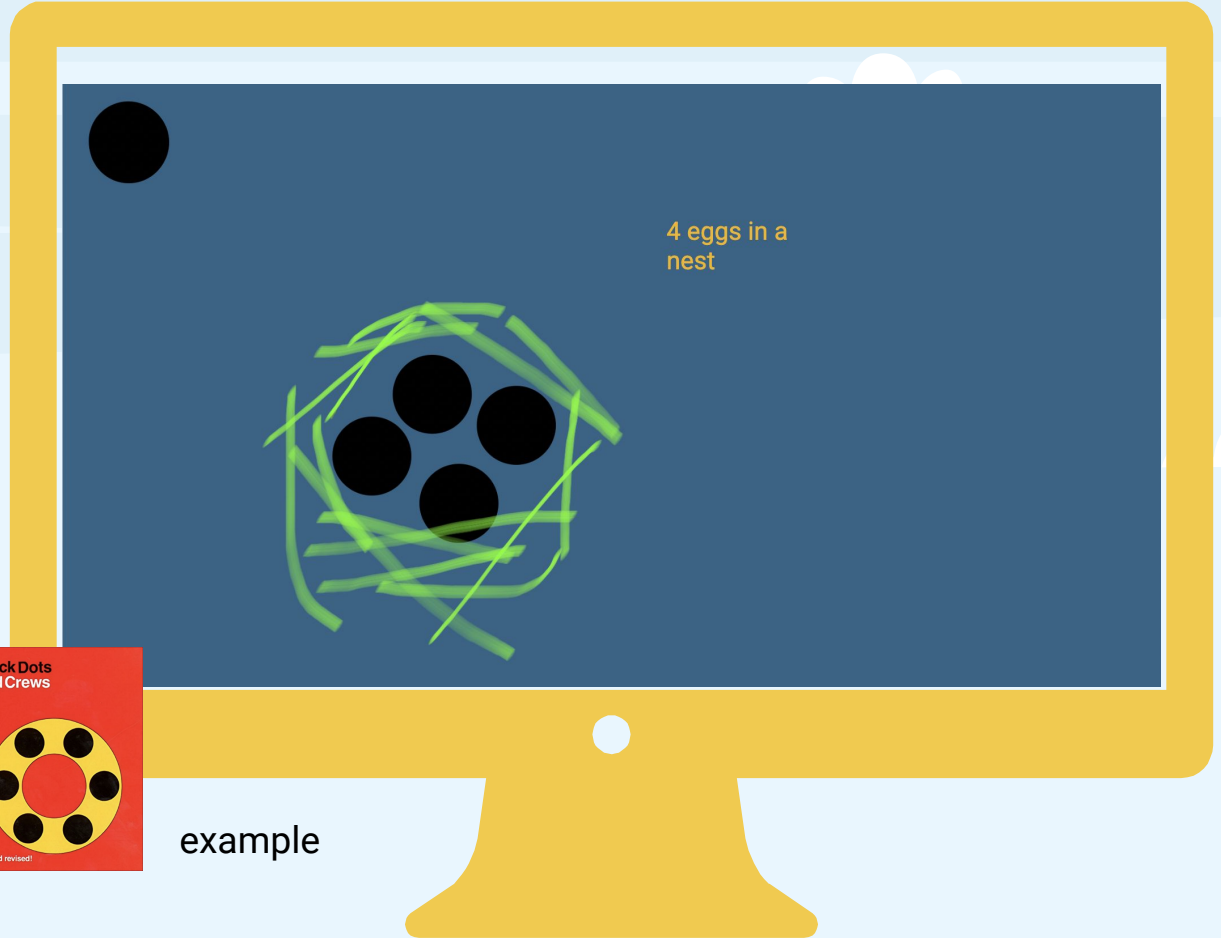


<https://bit.ly/10dotsplayspaces>

Jamboard



Jamboard

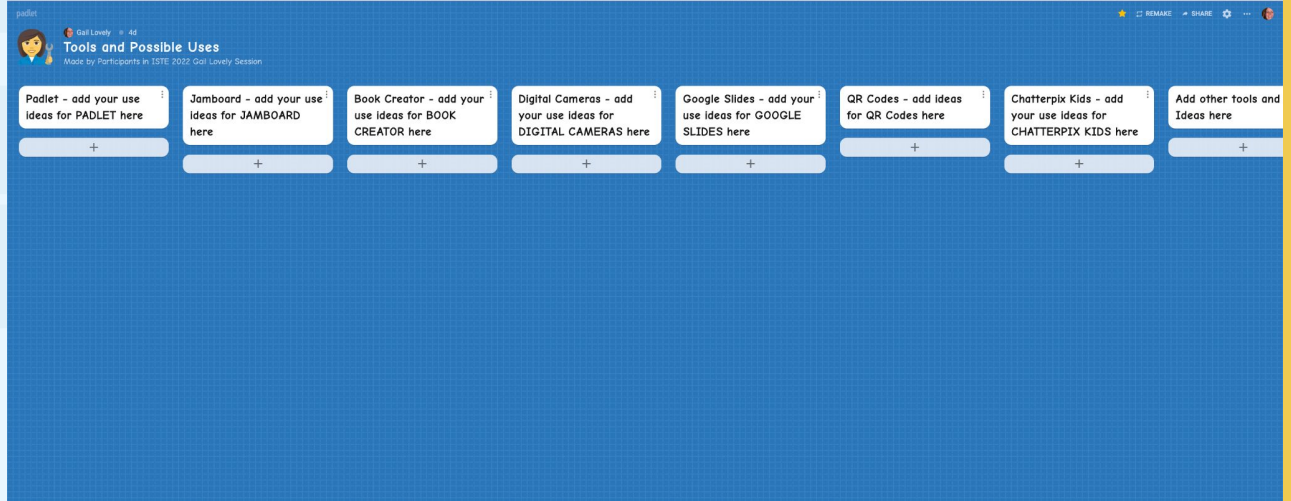


example

Padlet



<https://padlet.com/glovely/tooluses>



Shared Learning (add your ideas and thoughts on this padlet throughout the session and after.)

Book Creator

(Online version, not the app...)



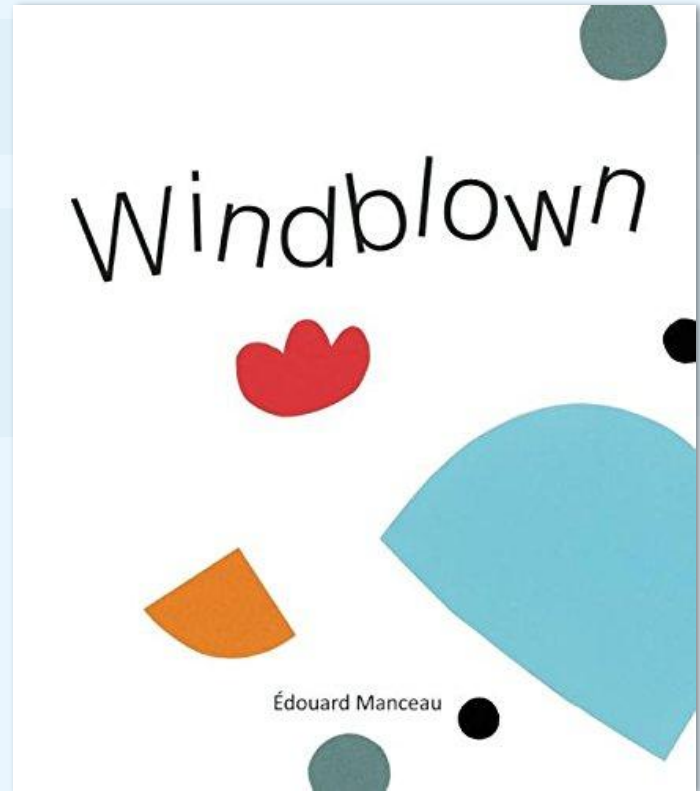
BookCreator.com

Free for 1 library and up to 40 books
School and teacher licensing for a fee.

Windblown

by Edouard
Manceau

Another creative activity based on a book.



TASK:

Using Book Creator, Use the shapes from "Windblown" to create a new "scene". Add words to describe your work




Book Creator

To try this activity, log into Book Creator **as a teacher**; choose “Join a Library”,

The Code is:

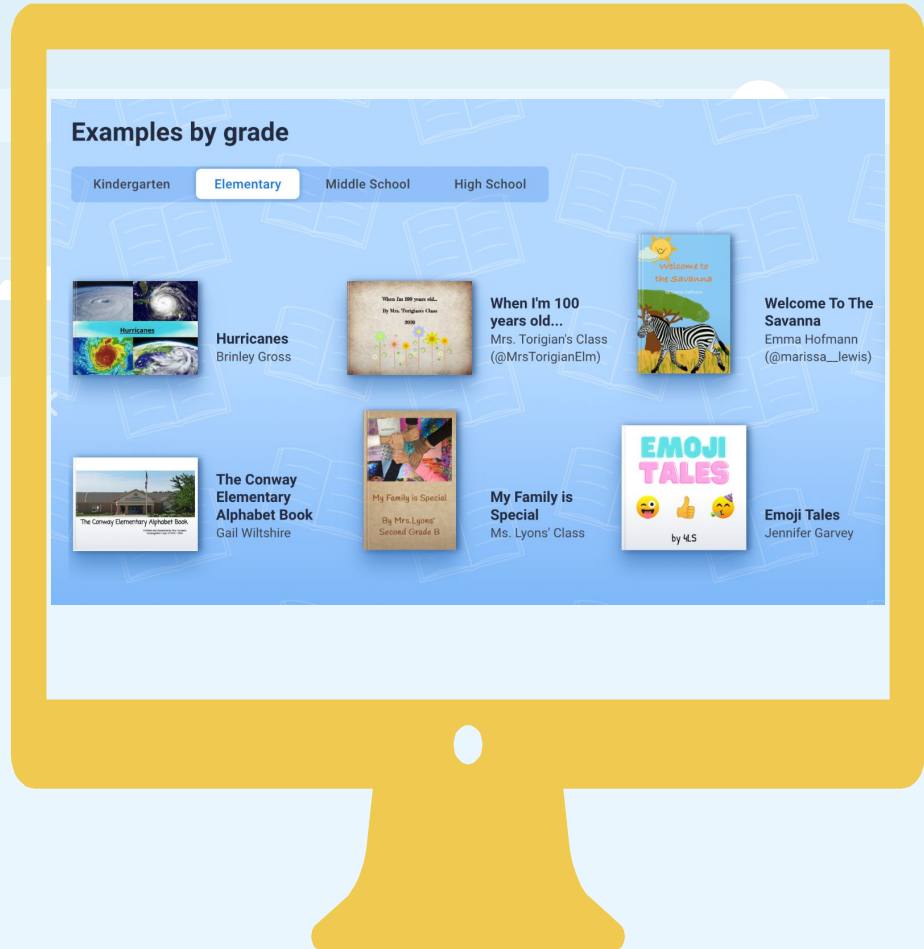
HTLV6QZ

Choose a page which looks like this:



<https://read.bookcreator.com/>

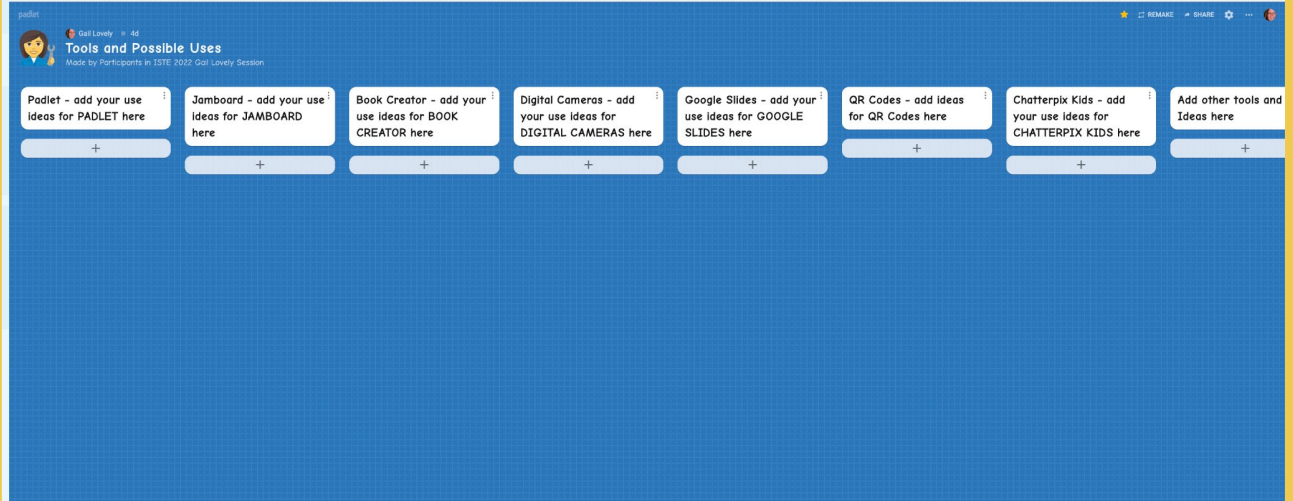
Book Creator



Padlet



<https://padlet.com/glovely/tooluses>



Shared Learning (add your ideas and thoughts on this padlet throughout the session and after.)

QR Codes

- Provide access to online sites/materials
- Provide access to audio (to support limited readers and those who use other languages)
- Provide video instruction, information and more.

Design a Home for The Three Little Pigs

1



about



2



about a new  for pigs.

3



a new  for pigs.

4



Scan



5

In



add



your picture

2

6

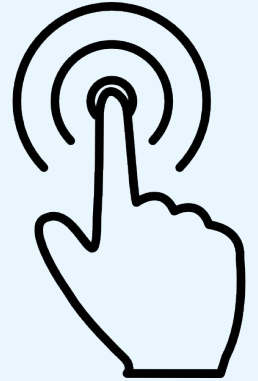


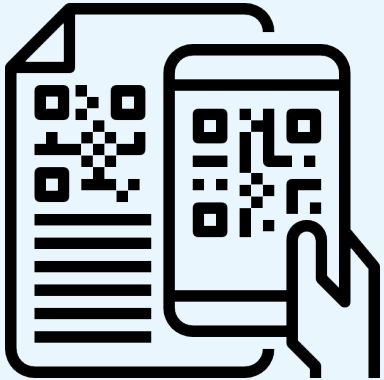
We will talk about ALL the houses at



Icons

- Use consistent icons to help learners know what to do.

(I often use flaticon.com)



What about Apps?

TOOLS:

Chatterpix Kids

Draw and Tell

Felt Board (\$)

PicCollage Edu (\$)

Scratch Jr

Tayasui Sketches School

Green Screen by Do Ink (\$)

CONTENT:


Epic!



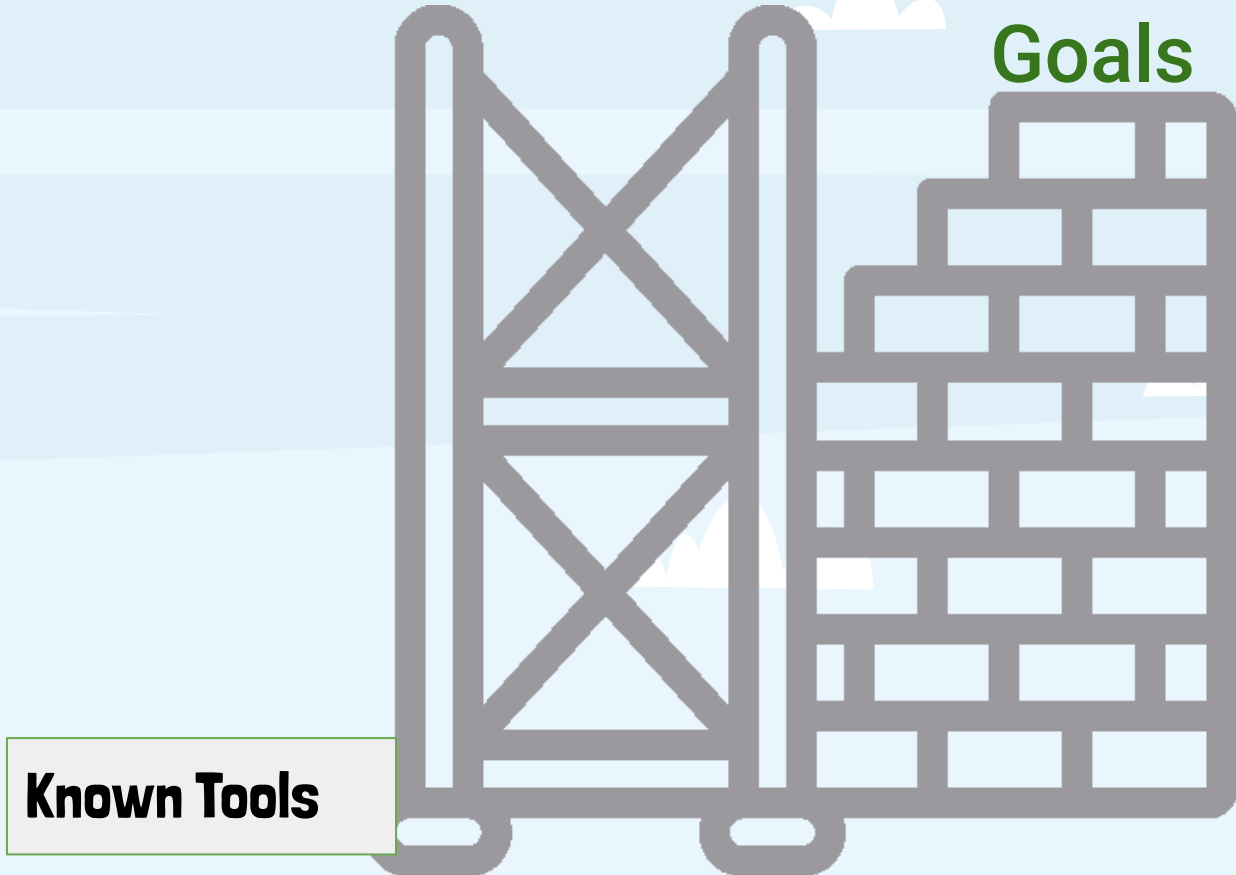
Making it Work

Always start with clear goal(s) which are understood by learners.

Goals



Scaffolding for greater success!



Known Tools

Goals

Scaffolding for greater success!

Support in multiple formats

Known Tools

Goals



Scaffolding for greater success!

Just in Time Supports/Resources

Support in multiple formats

Known Tools

Goals



Scaffolding for greater success!


Goals

Goal/product/finish line is known & "real"

Just in Time Supports/Resources

Support in multiple formats

Known Tools



Scaffolding for greater success!

Reflection and sharing are valued

Goal/product/finish line is known & "real"

Just in Time Supports/Resources

Support in multiple formats

Known Tools


Goals



Where to start?

Think of an educational/learning experience for little learners

- What tool(s) will you/they use?
- What scaffolding will you create?
- What will their specific task be?
- How will they know when they are “done”?
- What will be shared and how?
- When will reflection take place?



Project sharing

Make it real by sharing your
idea, goal or project



<https://padlet.com/glovely/LittleLearnersSharing>

A few additional resources are gathered here:

<https://bit.ly/resourcesforISTE>



Thank you!

ISTE 22


Please reach out to me with your
ideas, thoughts, and questions.

Gail Lovely

GailLovely@SuddenlyItClicks.com

[@glovely](#)

Suddenlyitclicks.com



Credits

Template and most graphics are from Slidesgo

<https://slidesgo.com/>

Nature Image cards are from Ouisi

<https://shop.ouisi.co/>

Icons from Flaticon

<https://www.flaticon.com/>